



Club Health Assessment for District T 1 through December 2025

			Status	Membership						Reports				Finance	LCIF	
Club Number	Club Name	Charter Date	Times in Status Quo in Past 2 Years	Current Member Count **	YTD Members Added	YTD Members Dropped	YTD Net Growth% ***	Member Count 1 Year Ago	Dropped Members Avg.Length of Service	Months Since Membership Update	Current Officers Reported ****	Current President Repeated Term	VP Reported *****	Last Date Reported Service (mm/yyyy)	Account Balance	YTD Donations
Clubs less than two years old																
182244	Antofagasta Flor de la Perla	05/30/2025	Active(1)	18	0	14	-43.75%	0	0	0	N	2		09/2025		\$50.00
Clubs more than two years old																
18194	ANTOFAGASTA	07/16/1952	Active(1)	24	0	3	-11.11%	24	3	2	Y			12/2025		\$40.03
Exc Award (06/30/2017, 06/30/2023)																
37066	ANTOFAGASTA EL ANCLA	05/21/1979	Active	23	0	2	-8.00%	29	4	0	Y		IP	09/2025		\$755.43
Exc Award (06/30/2020, 06/30/2021, 06/30/2022)																
59722	ANTOFAGASTA FLOR DEL DESIERTO	06/18/1997	Active	23	0	1	-4.17%	24	3	0	Y	2	R	12/2025		(\$588.34)
Exc Award (06/30/2017, 06/30/2021, 06/30/2024)																
18195	ARICA	02/26/1951	Active	18	3	0	20.00%	17		1	Y	2	N	12/2025		\$193.11
Exc Award (06/30/2020, 06/30/2021, 06/30/2023)																
119288	ARICA CHUNGARA	05/03/2013	Active	22	7	0	46.67%	20		2	Y		N	07/2025		\$546.00
Exc Award (06/30/2018, 06/30/2020, 06/30/2021, 06/30/2024)																
31269	ARICA SAN MARCOS	10/21/1975	Active(1)	6	0	2	-25.00%	8	4	0	Y	2	R	12/2025		\$25.00
18197	CALAMA	07/15/1959	Active	21	0	0	0.00%	21		13	Y		N	12/2025		\$2,615.28
Exc Award (06/30/2022, 06/30/2023)																
18198	CASABLANCA	05/09/1968	Active	12	1	0	9.09%	10		4	Y	7		12/2025		\$40.00
18200	CHUQUICAMATA	08/25/1956	Active	15	1	2	-6.25%	16	17	2	Y		IP	11/2025		\$703.34
Exc Award (06/30/2023)																
140090	Copiapó Helen Keller	11/11/2019	Cancelled(8*)	0	0	2	-100.00%	4	8	3	N	None		08/2024	90+ Days	
Exc Award (06/30/2021)																
32741	DIEGO DE ALMAGRO	09/24/1976	Active	14	0	0	0.00%	11		5	Y		N	07/2025		\$20.00
18207	IQUIQUE	06/11/1952	Active	13	0	0	0.00%	14		11	Y	3	N	12/2025		
Exc Award (06/30/2023)																
78606	IQUIQUE LEONAS DE TARAPACA	03/30/2004	Active	20	5	0	33.33%	17		0	Y		N	12/2025		\$292.89
Exc Award (06/30/2021, 06/30/2022)																
130481	La Calera Centenario	03/20/2017	Active(4)	26	0	0	0.00%	27		8	Y	2		03/2024		
18210	LA SERENA	01/05/1950	Active	21	0	0	0.00%	20		2	Y	2		09/2025		\$373.88



Club Health Assessment for District T 1 through December 2025

			Status	Membership						Reports				Finance	LCIF	
Club Number	Club Name	Charter Date	Times in Status Quo in Past 2 Years	Current Member Count **	YTD Members Added	YTD Members Dropped	YTD Net Growth% ***	Member Count 1 Year Ago	Dropped Members Avg.Length of Service	Months Since Membership Update	Current Officers Reported ****	Current President Repeated Term	VP Reported *****	Last Date Reported Service (mm/yyyy)	Account Balance	YTD Donations
66451	MILLAPEL	06/28/2002	Active(1)	9	2	2	0.00%	11	2	0	Y			09/2025	90+ Days	
18218	OVALLE	10/09/1950	Active	20	0	0	0.00%	21		0	Y	2	R	11/2025		\$232.53
37127	PENA BLANCA	05/24/1979	Active	7	0	3	-30.00%	6	2	2	Y	4	R	07/2025		\$29.74
Exc Award (06/30/2021)																
38468	PENUELAS	05/06/1980	Active	18	1	0	5.88%	18		2	Y		N	12/2025		\$100.00
Exc Award (06/30/2023, 06/30/2024)																
18222	QUILPUE	08/10/1949	Active	22	2	0	10.00%	18		0	Y	2		12/2025		\$140.00
Exc Award (06/30/2023, 06/30/2024)																
18223	QUINTERO	10/14/1953	Active(1)	14	0	0	0.00%	11		6	Y			09/2025		\$20.00
30129	SANTA MARIA	01/20/1975	Active(1)	11	2	4	-15.38%	14	31	2	Y	7		08/2025		
18228	TOCOPILLA	10/12/1955	Active	27	0	2	-6.90%	29	9	2	Y			10/2025	\$440.00	
Exc Award (06/30/2023)																
18229	VALLENAR	10/07/1950	Active	24	0	0	0.00%	23		4	Y		IP	12/2025	\$40.00	
34204	VALPARAISO PLAYA ANCHA	06/27/1977	Active(1)	5	1	2	-16.67%	0	10	3	Y	8		07/2025		
145130	Vicuña	02/22/2021	Active(1)	13	1	0	8.33%	13		4	Y	6		10/2025		
18231	VILLA ALEMANA	08/15/1949	Active(2)	28	1	4	-9.68%	27	17	0	Y	2	R	08/2025	\$20.00	
Exc Award (06/30/2017, 06/30/2022)																
154250	Villa Alemana Eterna Juventud	04/20/2023	Active	14	0	1	-6.67%	12	17	0	Y		N	12/2025		
148098	Villa Alemana Los Molinos	08/30/2021	Active(2)	10	0	1	-9.09%	12	4	2	Y	2	N	09/2025	\$40.00	

Clubs Cancelled Previous Fiscal Year – Clubs Cancelled within last 12 months may be reinstated

Club Number	Club Name	Charter Date	Current Status*	Cancellation Date
18202	COPIAPO	11/03/1949	Cancelled(8*)	01/29/2025
110795	IQUIQUE LA ESMERALDA	04/07/2011	Cancelled(8*)	12/30/2024
18213	LOS ANDES	10/29/1949	Cancelled(8*)	06/29/2025
18217	OLMUE	10/25/1966	Cancelled(8*)	07/29/2024
18232	VINA DEL MAR	04/15/1967	Cancelled(8*)	06/29/2025



Club Health Assessment for District T 1 through December 2025

						Status		Membership					Reports				Finance		LCIF
						Times in Status Quo in Past 2 Years		Current Member Count **	YTD Members Added	YTD Members Dropped	YTD Net Growth***	Member Count 1 Year Ago	Dropped Members Avg.Length of Service	Months Since Membership Update	Current Officers Reported ****	Current President Repeated Term	VP Reported *****	Last Date Reported Service (mm/yyyy)	Account Balance
Club Number	Club Name		Charter Date																
Current Total Clubs Count	YTD New Clubs Count	YTD Cancelled Clubs Count	YTD Net Club Gain	Current Total Members Count	YTD Add	YTD Drop	YTD Net Growth	Member Count 12 Months Ago	Average Member Count Per Club	% of Clubs with less than 20 members	% No Officer Report in 12 Months	% of Clubs with balance 90+ days	Number of Clubs in Status Quo	% Status Quo Clubs in Financial Suspension	Number of Cancelled Clubs	Average Cancelled Club Age	Members Lost Due to Cancellation	% of Clubs Cancelled for Non-Financial Reasons	
29	0	1	-1	498	27	45	-18	-3.49%	477	17	55%	0%	3%	0	0%	1	286	2	-500%

* - P - Priority Club. Cancellation Reasons: 1-Objectives/conduct, 2-Non-active club, 5-Non-existing club, 6-Disbanding, 7-Merger, 8-Financial Suspension, 9-District/Multiple District Dues.

** Red denotes below 15 active members.

*** Red denotes 20% + loss.

**** Y - all 3 (President, Secretary, Treasurer) club officers reported, N - not all 3 reported.

***** Abbreviation: N-New, IP-Immediate Past, R-Repeat.



Club Health Assessment for District T 2 through December 2025

			Status	Membership						Reports				Finance		LCIF
Club Number	Club Name	Charter Date	Times in Status Quo in Past 2 Years	Current Member Count **	YTD Members Added	YTD Members Dropped	YTD Net Growth% ***	Member Count 1 Year Ago	Dropped Members Avg.Length of Service	Months Since Membership Update	Current Officers Reported ****	Current President Repeated Term	VP Reported *****	Last Date Reported Service (mm/yyyy)	Account Balance	YTD Donations
Clubs less than two years old																
181347	El Monte Mérito	03/19/2025	Cancelled(8*)	0	0	24	-100.00%	0	1	6	N	None			90+ Days	
182544	San Vicente de Tagua Tagua	06/09/2025	Active	24	8	4	20.00%	0	0	0	Y	2		12/2025		
Clubs more than two years old																
18234	CARTAGENA	07/26/1971	Active(1)	6	0	0	0.00%	6		14	Y	8		12/2025		
65047	COMUNA SAN JOSE DE MAIPO	03/01/2002	Active(2)	7	0	3	-30.00%	8	0	2	Y	2		11/2025		
50640	EL TENIENTE COYA RANCAGUA	06/06/1990	Active	2	1	1	0.00%	4	0	1	N			12/2025		
154791	Isla de Maipo	06/14/2023	Active(1)	1	0	0	0.00%	1		12	Y	2		12/2025		
18235	LA CISTERNA	05/29/1952	Active(2)	6	0	2	-25.00%	10	16	0	N	7	N	12/2025		
143701	La Cisterna - Profesor Vasco Núñez Kohler	11/30/2020	Active	29	0	0	0.00%	25		0	Y	2	N	12/2025		
18243	LA FLORIDA	12/09/1954	Active	35	0	7	-16.67%	40	12	0	Y		N	12/2025		\$91.34
Exc Award (06/30/2022)																
34114	LA FLORIDA SUR	06/17/1977	Active	15	0	1	-6.25%	16	27	0	Y	2	R	12/2025		\$150.95
152392	La Pintana Hellen Keller	08/23/2022	Active	20	0	0	0.00%	20		19	Y		N	12/2025		
18245	LAS BARRANCAS	11/04/1958	Active	18	0	1	-5.26%	17	3	3	Y	6		12/2025		
Exc Award (06/30/2023)																
18246	LAS CONDES	05/06/1952	Active	11	0	1	-8.33%	12	1	0	Y	2		12/2025		
37955	MACHALI	01/15/1980	Active	15	5	1	36.36%	10	0	0	Y			12/2025		
Exc Award (06/30/2022, 06/30/2108)																
18254	MAIPU	11/19/1954	Active(1)	12	2	0	20.00%	10		1	Y	2	R	12/2025		
18255	MELIPILLA	12/05/1949	Active(1)	23	0	0	0.00%	19		4	Y		N	12/2025		
18256	NUNOA	11/14/1951	Active	15	1	3	-11.76%	16	5	0	Y		N	12/2025		\$2,000.00
Exc Award (06/30/2023, 06/30/2024)																
31858	NUNOA MACUL	03/17/1976	Active	9	0	0	0.00%	10		6	Y	2		12/2025		
18259	PENAFLO	06/13/1949	Active	11	0	1	-8.33%	12	32	0	Y	2	N	12/2025		
43755	PENALOEN	04/09/1984	Active	3	0	1	-25.00%	5	7	3	Y			12/2025		
132796	Pirque	10/06/2017	Active(2)	0	0	5	-100.00%	5	8	0	N	None		11/2025		\$40.00



Club Health Assessment for District T 2 through December 2025


			Status	Membership						Reports				Finance	LCIF	
Club Number	Club Name	Charter Date	Times in Status Quo in Past 2 Years	Current Member Count **	YTD Members Added	YTD Members Dropped	YTD Net Growth% ***	Member Count 1 Year Ago	Dropped Members Avg.Length of Service	Months Since Membership Update	Current Officers Reported ****	Current President Repeated Term	VP Reported *****	Last Date Reported Service (mm/yyyy)	Account Balance	YTD Donations
18261	PROVIDENCIA	10/26/1951	Active	10	0	1	-9.09%	11	4	2	Y	6	R	12/2025	90+ Days	\$26.56
27987	PROVIDENCIA PUCARA	01/15/1974	Active(2)	14	0	3	-17.65%	16	3	1	Y	4	N	12/2025		
Exc Award (06/30/2017)																
18262	PUENTE ALTO	11/17/1951	Active	32	0	0	0.00%	28		3	Y		N	12/2025		
18263	QUINTA NORMAL	05/07/1952	Active(1)	14	0	1	-6.67%	13	1	0	Y	3	N	12/2025		
Exc Award (06/30/2023)																
155445	Quinta Normal Leones en Acción	08/01/2023	Active	21	1	2	-4.55%	28	3	0	Y		R	12/2025		\$312.40
18264	RANCAGUA	04/29/1949	Active	12	0	0	0.00%	12		22	Y	6	N	12/2025		
152788	Rancagua Los Heroes	10/07/2022	Active	10	0	2	-16.67%	10	1	0	Y		N	12/2025		\$71.36
Exc Award (06/30/2023)																
18265	RENCA	12/07/1961	Active(1)	6	0	1	-14.29%	5	1	2	Y	4	R	12/2025	90+ Days	\$49.98
18267	SAN ANTONIO LLO LLEO	06/08/1949	Active	11	2	0	22.22%	9		3	Y		N	12/2025		
18268	SAN BERNARDO	08/11/1949	Active(1)	17	1	3	-10.53%	19	5	0	Y	3	N	12/2025		
42555	SAN RAMON	04/01/1983	Active(1)	7	0	2	-22.22%	9	30	4	Y	2	N	12/2025		
18271	SANTA CRUZ	03/15/1951	Active(1)	13	0	0	0.00%	12		3	Y		IP	12/2025		\$21.37
53010	SANTIAGO CERRO NAVIA ORIENTE	05/01/1992	Active(2)	11	0	1	-8.33%	12	8	1	Y	13	R	05/2025		
31309	SANTIAGO CONCHALI-LA PIRAMIDE	10/28/1975	Active	29	1	0	3.57%	24		0	Y		N	12/2025		
Exc Award (06/30/2023, 06/30/2024)																
18272	SANTIAGO FUNDADOR	04/24/1948	Active(1)	17	0	0	0.00%	17		7	Y		R	12/2025		
Exc Award (06/30/2018)																
30130	SANTIAGO PERU-RECOLETA	01/17/1975	Active(1)	7	0	0	0.00%	7		22	N	None		12/2025		
18273	SANTIAGO SANTA ROSA	06/12/1970	Active(2)	7	0	0	0.00%	7		21	Y	16		12/2025		
18277	TALAGANTE	01/28/1950	Active	9	0	0	0.00%	9		8	Y	2		12/2025		

Clubs Cancelled Previous Fiscal Year – Clubs Cancelled within last 12 months may be reinstated

Club Number	Club Name	Charter Date	Current Status*	Cancellation Date
18244	LA GRANJA	06/30/1967	Cancelled(8*)	07/29/2024
154735	Lo Espejo	06/16/2023	Cancelled(8*)	07/29/2024
154139	Santiago Inclusión	04/11/2023	Cancelled(8*)	12/30/2024



Club Health Assessment for District T 2 through December 2025

<div></div>						Status		Membership					Reports				Finance		LCIF	
						Times in Status Quo in Past 2 Years		Current Member Count **	YTD Members Added	YTD Members Dropped	YTD Net Growth***	Member Count 1 Year Ago	Dropped Members Avg.Length of Service	Months Since Membership Update	Current Officers Reported ****	Current President Repeated Term	VP Reported *****	Last Date Reported Service (mm/yyyy)	Account Balance	YTD Donations
Club Number	Club Name		Charter Date																	
Current Total Clubs Count	YTD New Clubs Count	YTD Cancelled Clubs Count	YTD Net Club Gain	Current Total Members Count	YTD Add	YTD Drop	YTD Net Growth	Member Count 12 Months Ago	Average Member Count Per Club	% of Clubs with less than 20 members	% No Officer Report in 12 Months	% of Clubs with balance 90+ days	Number of Clubs in Status Quo	% Status Quo Clubs in Financial Suspension	Number of Cancelled Clubs	Average Cancelled Club Age	Members Lost Due to Cancellation	% of Clubs Cancelled for Non-Financial Reasons		
38	0	1	-1	509	22	71	-49	-8.78%	494	13	79%	3%	5%	0	0%	1	61	24	-300%	

* - P - Priority Club. Cancellation Reasons: 1-Objectives/conduct, 2-Non-active club, 5-Non-existing club, 6-Disbanding, 7-Merger, 8-Financial Suspension, 9-District/Multiple District Dues.

** Red denotes below 15 active members.

*** Red denotes 20% + loss.

**** Y - all 3 (President, Secretary, Treasurer) club officers reported, N - not all 3 reported.

***** Abbreviation: N-New, IP-Immediate Past, R-Repeat.



Club Health Assessment for District T 3 through December 2025

			Status	Membership						Reports				Finance	LCIF	
Club Number	Club Name	Charter Date	Times in Status Quo in Past 2 Years	Current Member Count **	YTD Members Added	YTD Members Dropped	YTD Net Growth% ***	Member Count 1 Year Ago	Dropped Members Avg.Length of Service	Months Since Membership Update	Current Officers Reported ****	Current President Repeated Term	VP Reported *****	Last Date Reported Service (mm/yyyy)	Account Balance	YTD Donations
Clubs less than two years old																
172437	Cañete Quimahue	06/21/2024	Active	38	3	0	8.57%	31		0	Y	2	R	10/2025	90+ Days	\$443.65
157050	Quillon Valle del Sol	02/13/2024	Active	14	1	0	7.69%	13		0	Y	4	R	12/2025		\$344.50
181200	San Rosendo	03/03/2025	Active	17	1	1	0.00%	0	0	0	Y	2	N	12/2025		\$191.80
Clubs more than two years old																
18279	ANGOL	02/09/1952	Active	22	0	1	-4.35%	22	3	0	Y		N	12/2025		\$139.22
Exc Award (06/30/2024)																
18281	BULNES	12/16/1953	Active	14	0	0	0.00%	15		4	Y	2	R	12/2025		\$131.20
46048	CABRERO	04/08/1986	Active	13	0	0	0.00%	13		7	Y		N	12/2025		\$123.92
18284	CAUQUENES	03/09/1950	Active	17	3	0	21.43%	16		4	Y	7	N	10/2025		\$79.15
46166	CHIGUAYANTE - CONCEPCION	05/07/1986	Active	7	0	0	0.00%	7		7	Y	2		12/2025		\$42.71
18286	CHILLAN	11/11/1949	Active(1)	23	0	0	0.00%	26		5	Y		N	11/2025		\$76.82
Exc Award (06/30/2022)																
109105	CHILLAN BICENTENARIO	08/19/2010	Active(1)	10	0	1	-9.09%	11	4	0	Y	3	N	09/2025		\$43.10
40315	CHILLAN LOS HEROES	08/31/1981	Active	21	0	0	0.00%	22		6	Y		R	12/2025		\$236.35
Exc Award (06/30/2022, 06/30/2023)																
18287	COELEMU	11/17/1967	Active	15	0	1	-6.25%	17	25	4	Y		N	12/2025		\$89.75
Exc Award (06/30/2023)																
18288	COLLIPULLI	10/03/1964	Active	14	1	2	-6.67%	15	8	1	Y	3	R	12/2025		\$1,185.39
18289	CONCEPCION	04/21/1949	Active	14	1	5	-22.22%	15	4	0	Y	6	R	12/2025		\$154.53
18291	CONSTITUCION	01/02/1954	Active	17	5	3	13.33%	15	3	0	Y	3	N	09/2025		\$26.01
18292	CORONEL	03/31/1950	Active	7	0	0	0.00%	7		11	Y	2	R	10/2025		\$17.54
18295	CURICO	11/12/1949	Active	20	0	0	0.00%	20		6	Y		N	08/2025		\$73.70
18297	LAJA	04/15/1961	Active	25	2	0	8.70%	22		2	Y		N	12/2025		\$2,166.74
151559	Las Aguilas de Angol	06/30/2022	Active	17	0	1	-5.56%	17	4	0	Y		R	11/2025		\$229.51
Exc Award (06/30/2023)																
18298	LEBU	11/09/1955	Active	18	2	0	12.50%	16		0	Y	2	R	12/2025		\$19.60
18299	LINARES	05/25/1951	Active(1)	12	0	0	0.00%	13		7	Y	6		09/2025		\$23.34




Club Health Assessment for District T 3 through December 2025

			Status	Membership						Reports				Finance	LCIF	
Club Number	Club Name	Charter Date	Times in Status Quo in Past 2 Years	Current Member Count **	YTD Members Added	YTD Members Dropped	YTD Net Growth% ***	Member Count 1 Year Ago	Dropped Members Avg.Length of Service	Months Since Membership Update	Current Officers Reported ****	Current President Repeated Term	VP Reported *****	Last Date Reported Service (mm/yyyy)	Account Balance	YTD Donations
18303	LOS ANGELES	12/10/1949	Active	31	1	1	0.00%	31	2	4	Y		N	12/2025		\$462.72
	Exc Award (06/30/2024)															
45135	LOS ANGELES CENTRO	06/25/1985	Active	23	0	0	0.00%	24		6	Y	2	N	12/2025		\$133.04
134801	Los Angeles Siete Rios	05/23/2018	Active	25	1	1	0.00%	26	5	0	Y		N	12/2025		\$131.65
	Exc Award (06/30/2021)															
36064	MULCHEN	09/11/1978	Active	17	0	0	0.00%	17		6	Y	9	R	12/2025		\$134.32
	Exc Award (06/30/2016, 06/30/2023, 06/30/2024)															
18307	NACIMIENTO	06/18/1962	Active	24	0	5	-17.24%	29	12	0	Y	3	R	12/2025		\$39.17
	Exc Award (06/30/2016)															
18308	PARRAL	11/10/1949	Active	17	1	1	0.00%	17	30	0	Y	2	N	12/2025		\$25.46
44298	QUILLON	10/11/1984	Active(1)	12	3	0	33.33%	9		5	Y	3		12/2025		\$129.85
	Exc Award (06/30/2023)															
18310	SAN CARLOS	10/15/1950	Active	15	0	1	-6.25%	16	55	4	Y	3	N	08/2025		\$53.08
18311	SAN JAVIER	03/20/1956	Active(1)	25	1	1	0.00%	40	9	0	Y		N	12/2025		\$37.12
	Exc Award (06/30/2018)															
18318	SAN PEDRO DE LA PAZ	12/05/1966	Active	27	0	0	0.00%	28		7	Y	2	N	12/2025		\$39.24
	Exc Award (06/30/2019, 06/30/2022, 06/30/2023)															
18312	TALCA	10/04/1950	Active	32	0	0	0.00%	32		27	Y	14	R	10/2025		\$44.54
18313	TALCAHUANO	09/21/1951	Active	16	2	2	0.00%	21	5	0	Y		N	12/2025		\$196.76
	Exc Award (06/30/2022)															
52274	TALCAHUANO ARCO IRIS	12/16/1991	Active	13	0	0	0.00%	16		7	Y		R	11/2025		\$130.63
	Exc Award (06/30/2019, 06/30/2023, 06/30/2024)															
51264	TALCAHUANO ARTURO PRAT CHACON	02/05/1991	Active	10	0	0	0.00%	10		0	Y		IP	11/2025		\$270.37
18314	TOME	12/09/1949	Active	46	1	0	2.22%	48		0	Y		N	12/2025		\$1,069.30
	Exc Award (06/30/2020, 06/30/2021, 06/30/2022, 06/30/2023, 06/30/2024)															
18315	TRAIGUEN	12/27/1950	Active	12	0	0	0.00%	12		5	Y		N	12/2025		\$22.69
18316	VICTORIA	01/31/1950	Active	22	0	0	0.00%	21		7	Y		N	11/2025		\$33.29
156713	Villa Cabrero	11/20/2023	Active	19	2	1	5.56%	18	2	0	Y	3	N	12/2025		\$247.54
	Exc Award (06/30/2024)															



Club Health Assessment for District T 3 through December 2025



Club Number	Club Name	Charter Date	Status	Membership					Reports				Finance	LCIF	
			Times in Status Quo in Past 2 Years	Current Member Count **	YTD Members Added	YTD Members Dropped	YTD Net Growth% ***	Member Count 1 Year Ago	Dropped Members Avg.Length of Service	Months Since Membership Update	Current Officers Reported ****	Current President Repeated Term	VP Reported *****	Last Date Reported Service (mm/yyyy)	Account Balance
98407	YUMBEL	01/30/2007	Active	16	0	0	0.00%	16	16	Y	3	R	11/2025		\$141.92
Exc Award (06/30/2018)															

Clubs Cancelled Previous Fiscal Year – Clubs Cancelled within last 12 months may be reinstated

Club Number	Club Name	Charter Date	Current Status*	Cancellation Date
149838	Villa Alegre Los Naranjos	02/14/2022	Cancelled(8*)	10/29/2024

Current Total Clubs Count	YTD New Clubs Count	YTD Cancelled Clubs Count	YTD Net Club Gain	Current Total Members Count	YTD Add	YTD Drop	YTD Net Growth	YTD Net Growth %	Member Count 12 Months Ago	Average Member Count Per Club	% of Clubs with less than 20 members	% No Officer Report in 12 Months	% of Clubs with balance 90+ days	Number of Clubs in Status Quo	% Status Quo Clubs in Financial Suspension	Number of Cancelled Clubs	Average Cancelled Club Age	Members Lost Due to Cancellation	% of Clubs Cancelled for Non-Financial Reasons
40	0	0	0	757	31	28	3	0.40%	764	19	63%	0%	3%	0	0%	0	0	0	0%

* - P - Priority Club. Cancellation Reasons: 1-Objectives/conduct, 2-Non-active club, 5-Non-existing club, 6-Disbanding, 7-Merger, 8-Financial Suspension, 9-District/Multiple District Dues.

** Red denotes below 15 active members.

*** Red denotes 20% + loss.

**** Y - all 3 (President, Secretary, Treasurer) club officers reported, N - not all 3 reported.

***** Abbreviation: N-New, IP-Immediate Past, R-Repeat.



Club Health Assessment for District T 4 through December 2025

			Status	Membership						Reports				Finance	LCIF	
Club Number	Club Name	Charter Date	Times in Status Quo in Past 2 Years	Current Member Count **	YTD Members Added	YTD Members Dropped	YTD Net Growth% ***	Member Count 1 Year Ago	Dropped Members Avg.Length of Service	Months Since Membership Update	Current Officers Reported ****	Current President Repeated Term	VP Reported *****	Last Date Reported Service (mm/yyyy)	Account Balance	YTD Donations
Clubs less than two years old																
157172	Frutillar Martin Pescador	02/22/2024	Active(2)	11	1	2	-8.33%	16	2	0	Y			10/2025		
	Exc Award (06/30/2024)															
156989	Los Muermos Sarao	01/15/2024	Active(1)	17	1	1	0.00%	18	2	3	Y		N	10/2025		\$154.30
172324	Mariquina	06/17/2024	Active	11	0	1	-8.33%	21	1	0	N		N	12/2025		\$157.87
182168	Pitruquen	06/03/2025	Active	21	2	3	-4.55%	0	0	2	Y	2		10/2025	90+ Days	
180917	Puerto Montt Austral	02/28/2025	Active	22	0	0	0.00%	0		8	Y	2	N	10/2025		
190064	Rio Negro	09/08/2025	Active	22	22	0	100.00%	0		3	Y				90+ Days	\$100.00
182097	Valdivia Los Rios	05/08/2025	Active	22	0	1	-4.35%	0	1	0	Y	2	N	12/2025		\$36.90
Clubs more than two years old																
42671	ACHAO QUINCHAO	05/27/1983	Active	14	0	2	-12.50%	14	2	0	Y		N	10/2025		\$138.34
	Exc Award (06/30/2017, 06/30/2019, 06/30/2024)															
18321	ANCUD	08/13/1950	Active	25	3	2	4.17%	36	11	0	Y	2	R	10/2025		\$191.01
	Exc Award (06/30/2019, 06/30/2023, 06/30/2024)															
135013	Ancud Goleta	06/08/2018	Active	25	2	4	-7.41%	30	1	2	Y	2	N	12/2025	90+ Days	\$138.16
	Exc Award (06/30/2019, 06/30/2022, 06/30/2023, 06/30/2024)															
34663	CALBUCO	11/29/1977	Active	31	0	3	-8.82%	31	6	0	Y		N	12/2025		\$30.00
	Exc Award (06/30/2019)															
18322	CASTRO	10/12/1968	Active	21	0	0	0.00%	20		5	Y	2	N	12/2025		\$41.27
	Exc Award (06/30/2017, 06/30/2019, 06/30/2024)															
129518	Chaitén	12/28/2016	Active	23	2	1	4.55%	22	7	3	Y		N	11/2025	90+ Days	\$231.83
	Exc Award (06/30/2023, 06/30/2024)															
136731	Chile Chico	12/03/2018	Cancelled(8*)	0	0	7	-100.00%	7	7	0	N	None		01/2022	90+ Days	
18324	COYHAIQUE	05/13/1952	Active(1)	23	0	2	-8.00%	25	5	3	Y		N	11/2025		\$295.01
	Exc Award (06/30/2018, 06/30/2023, 06/30/2024)															
156808	Coyhaique Trapananda	12/06/2023	Active	16	0	2	-11.11%	22	2	0	Y		N	12/2025		\$268.07
82258	DALCAHUE	05/18/2004	Active	25	0	0	0.00%	23		0	Y		R	12/2025		\$239.57



Club Health Assessment for District T 4 through December 2025

			Status	Membership					Reports				Finance		LCIF	
Club Number	Club Name	Charter Date	Times in Status Quo in Past 2 Years	Current Member Count **	YTD Members Added	YTD Members Dropped	YTD Net Growth% ***	Member Count 1 Year Ago	Dropped Members Avg.Length of Service	Months Since Membership Update	Current Officers Reported ****	Current President Repeated Term	VP Reported *****	Last Date Reported Service (mm/yyyy)	Account Balance	YTD Donations
Exc Award (06/30/2023)			Active	11	0	0	0.00%	11		18	Y	8		09/2025		
18327	FRUTILLAR	01/12/1951														
Exc Award (06/30/2023)			Active(1)	20	0	0	0.00%	20		3	Y		N	11/2025		\$30.00
18329	LA UNION	07/01/1956														
Exc Award (06/30/2023)			Active(1)	15	0	0	0.00%	16		3	Y	2	N	09/2025		\$60.00
18328	LANCO	03/28/1953														
Exc Award (06/30/2023)			Active	14	0	0	0.00%	13		6	Y	2	N	09/2025		\$31.20
156694	Lautaro	11/29/2023														
Exc Award (06/30/2021, 06/30/2023, 06/30/2024)			Active(1)	30	1	1	0.00%	23	1	0	Y		N	10/2025	90+ Days	\$175.73
18332	LLANQUIHUE	07/04/1968														
Exc Award (06/30/2021, 06/30/2023, 06/30/2024)			Active	25	1	0	4.17%	28		2	Y	3	R	10/2025	90+ Days	\$52.00
18331	LONCOCHE	11/17/1954														
Exc Award (06/30/2017, 06/30/2018, 06/30/2023, 06/30/2024)			Active	11	0	0	0.00%	11		4	Y		IP	12/2025		\$150.00
18333	LOS LAGOS	09/03/1953														
Exc Award (06/30/2019)			Active	33	2	3	-2.94%	33	19	1	Y	2	N	11/2025	90+ Days	\$545.47
18334	LOS MUERMOS	10/13/1963														
Exc Award (06/30/2018, 06/30/2023, 06/30/2024)			Active(1)	15	2	1	7.14%	12	7	4	Y		N	10/2025	90+ Days	\$63.90
18335	MAFIL	10/27/1966														
Exc Award (06/30/2023)			Active(2)	12	0	0	0.00%	12		1	Y	2		11/2025		\$50.00
151058	Nueva Imperial	06/16/2022														
Exc Award (06/30/2023)			Active	17	2	4	-10.53%	13	1	0	Y			12/2025		\$601.00
18337	OSORNO	03/26/1949														
Exc Award (06/30/2021, 06/30/2022)			Active	16	1	0	6.67%	14		2	Y			12/2025		\$101.01
137524	Osorno Antillanca	03/13/2019														
Exc Award (06/30/2022, 06/30/2023, 06/30/2024)			Active	34	2	3	-2.86%	34	7	0	Y		N	12/2025	90+ Days	\$1,425.00
40435	OSORNO PILMAIQUEN	10/01/1981														
Exc Award (06/30/2018, 06/30/2023)			Active(1)	19	3	1	11.76%	19	7	0	Y	2	N	12/2025		\$215.02
34393	OSORNO RAHUE	08/12/1977														
Exc Award (06/30/2019, 06/30/2020, 06/30/2023, 06/30/2024)			Active	30	0	4	-11.76%	33	2	0	Y			10/2025		\$790.92
18341	PUCON	02/22/1964														
Exc Award (06/30/2019, 06/30/2020, 06/30/2021, 06/30/2022, 06/30/2023, 06/30/2024)																



Club Health Assessment for District T 4 through December 2025

			Status	Membership						Reports				Finance	LCIF	
Club Number	Club Name	Charter Date	Times in Status Quo in Past 2 Years	Current Member Count **	YTD Members Added	YTD Members Dropped	YTD Net Growth% ***	Member Count 1 Year Ago	Dropped Members Avg.Length of Service	Months Since Membership Update	Current Officers Reported ****	Current President Repeated Term	VP Reported *****	Last Date Reported Service (mm/yyyy)	Account Balance	YTD Donations
140130	Pucon Lacustre	11/08/2019	Active	25	0	0	0.00%	23		6	Y		N	10/2025		\$137.92
	Exc Award (06/30/2023, 06/30/2024)															
18342	PUERTO AYSEN	08/08/1950	Active	11	0	1	-8.33%	11	3	3	N		N	10/2025		\$20.83
	Exc Award (06/30/2023)															
18343	PUERTO MONTT	03/24/1949	Active	43	2	4	-4.44%	55	3	1	Y		N	12/2025	90+ Days	\$279.58
	Exc Award (06/30/2017, 06/30/2018, 06/30/2019, 06/30/2022, 06/30/2023)															
34969	PUERTO MONTT ANGELMO	01/30/1978	Active	41	2	0	5.13%	37		1	Y		N	09/2025	90+ Days	
	Exc Award (06/30/2018, 06/30/2019, 06/30/2021, 06/30/2023)															
154200	Puerto Montt Correntoso	04/13/2023	Active(1)	10	0	2	-16.67%	15	2	2	Y	4	R	05/2025	90+ Days	
125043	Puerto Montt Reloncavi	06/12/2015	Active(1)	4	0	6	-60.00%	16	9	0	Y			10/2025		\$182.27
	Exc Award (06/30/2018, 06/30/2019, 06/30/2021, 06/30/2023)															
18344	PUERTO NATALES	12/19/1961	Active(1)	13	0	0	0.00%	11		6	Y		N	10/2025		
32540	PUERTO PORVENIR L C	06/30/1976	Active	18	1	2	-5.26%	16	37	1	Y	2	R	09/2025		\$125.40
18345	PUERTO VARAS	12/07/1952	Active	46	1	0	2.22%	45		1	Y		N	12/2025		\$5,845.09
	Exc Award (06/30/2017, 06/30/2018, 06/30/2019, 06/30/2021, 06/30/2023, 06/30/2024)															
121188	Puerto Varas Los Colonos	01/28/2014	Active	28	1	0	3.70%	25		5	Y			11/2025		\$607.93
	Exc Award (06/30/2019, 06/30/2021, 06/30/2022, 06/30/2023, 06/30/2024)															
18346	PUNTA ARENAS	04/17/1950	Active	41	0	3	-6.82%	41	5	0	Y	2	R	12/2025		\$257.27
	Exc Award (06/30/2023, 06/30/2024)															
34115	PUNTA ARENAS CRUZ DEL SUR	06/17/1977	Active	34	1	0	3.03%	34		0	Y	2	R	12/2025		\$643.74
	Exc Award (06/30/2018, 06/30/2023)															
99544	PUNTA ARENAS GTW NEW CENTURY	06/06/2007	Active(1)	9	0	0	0.00%	9		6	Y	2	N	09/2025		\$185.00
	Exc Award (06/30/2022, 06/30/2023)															
125104	PUNTA ARENAS MUJER AUSTRAL	06/12/2015	Active(2)	19	3	2	5.56%	17	6	2	Y	2	N	12/2025		\$195.27
	Exc Award (06/30/2021, 06/30/2022)															
150986	Punta Arenas Rugido Austral	05/31/2022	Active	11	1	0	10.00%	12		0	Y	2	N	10/2025		\$146.60
18347	PURRANQUE	02/28/1970	Active(2)	15	0	0	0.00%	15		2	Y		N	10/2025		
	Exc Award (06/30/2023)															




Club Health Assessment for District T 4 through December 2025

			Status	Membership						Reports				Finance	LCIF	
Club Number	Club Name	Charter Date	Times in Status Quo in Past 2 Years	Current Member Count **	YTD Members Added	YTD Members Dropped	YTD Net Growth% ***	Member Count 1 Year Ago	Dropped Members Avg.Length of Service	Months Since Membership Update	Current Officers Reported ****	Current President Repeated Term	VP Reported *****	Last Date Reported Service (mm/yyyy)	Account Balance	YTD Donations
44299	PUYEHUE	10/11/1984	Active(4)	14	3	1	16.67%	11	17	0	Y	2		12/2025		\$20.52
64582	QUELLON	06/30/2001	Active	24	0	2	-7.69%	27	7	0	N		R	12/2025		\$376.79
Exc Award (06/30/2018, 06/30/2021, 06/30/2022, 06/30/2023, 06/30/2024)																
18348	RIO BUENO	10/01/1950	Active	23	0	0	0.00%	25		6	Y		N	12/2025		\$654.27
Exc Award (06/30/2019, 06/30/2023, 06/30/2024)																
129309	San Carlos de Chonchi	11/01/2016	Active	5	1	1	0.00%	6	0	0	Y	2		12/2025		\$21.27
Exc Award (06/30/2021, 06/30/2023)																
18352	TEMUCO	04/07/1949	Active	27	0	2	-6.90%	24	2	1	Y		N	12/2025		\$286.92
Exc Award (06/30/2023)																
42556	TEMUCO ANTUMALAL	04/08/1983	Active	31	0	1	-3.13%	31	0	3	Y		N	11/2025		\$550.39
Exc Award (06/30/2018, 06/30/2019, 06/30/2023, 06/30/2024)																
33097	TEMUCO NIELOL	12/08/1976	Status Quo(1)	19	1	0	5.56%	19		5	Y	2		09/2025	90+ Days	
Exc Award (06/30/2023)																
124014	Temuco Nueva Frontera	01/20/2015	Active	21	0	4	-16.00%	23	7	0	Y	3		12/2025		\$1,077.43
Exc Award (06/30/2017, 06/30/2019, 06/30/2021, 06/30/2024)																
47671	TEMUCO PADRE LAS CASAS	08/17/1987	Active(1)	20	0	1	-4.76%	21	3	5	Y			12/2025		
Exc Award (06/30/2023)																
18353	VALDIVIA	03/28/1949	Active(2)	22	1	3	-8.33%	24	4	0	Y	3	N	11/2025		\$133.90
Exc Award (06/30/2022, 06/30/2023)																
151324	Valdivia Amigos Del Calle Calle	06/23/2022	Active(2)	19	0	0	0.00%	17		6	N			12/2025		\$131.90
Exc Award (06/30/2023)																
124606	Valdivia El Bosque	04/17/2015	Active(1)	14	0	5	-26.32%	19	6	1	Y	2		12/2025		\$178.90
Exc Award (06/30/2019, 06/30/2022, 06/30/2023)																
33553	VALDIVIA ISLA TEJA	03/28/1977	Active	31	0	12	-27.91%	36	1	0	Y		N	12/2025		\$115.34
Exc Award (06/30/2018, 06/30/2019, 06/30/2020, 06/30/2021, 06/30/2024)																
136886	Vilcún San Patricio	12/28/2018	Active	15	0	3	-16.67%	16	9	0	N	2	N	11/2025		
Exc Award (06/30/2021, 06/30/2022, 06/30/2023, 06/30/2024)																
18355	VILLARRICA	08/22/1955	Active	19	0	1	-5.00%	21	8	3	Y		N	11/2025		\$241.70
Exc Award (06/30/2021, 06/30/2023)																



Club Health Assessment for District T 4 through December 2025

																
Club Number	Club Name	Charter Date	Status	Membership					Reports				Finance	LCIF		
			Times in Status Quo in Past 2 Years	Current Member Count **	YTD Members Added	YTD Members Dropped	YTD Net Growth% ***	Member Count 1 Year Ago	Dropped Members Avg.Length of Service	Months Since Membership Update	Current Officers Reported ****	Current President Repeated Term	VP Reported *****	Last Date Reported Service (mm/yyyy)	Account Balance	YTD Donations

Clubs Cancelled Previous Fiscal Year – Clubs Cancelled within last 12 months may be reinstated

Club Number	Club Name	Charter Date	Current Status*	Cancellation Date
129893	Purranque Centenario	01/20/2017	Cancelled(8*)	12/30/2024

Current Total Clubs Count	YTD New Clubs Count	YTD Cancelled Clubs Count	YTD Net Club Gain	Current Total Members Count	YTD Add	YTD Drop	YTD Net Growth	YTD Net Growth %	Member Count 12 Months Ago	Average Member Count Per Club	% of Clubs with less than 20 members	% No Officer Report in 12 Months	% of Clubs with balance 90+ days	Number of Clubs in Status Quo	% Status Quo Clubs in Financial Suspension	Number of Cancelled Clubs	Average Cancelled Club Age	Members Lost Due to Cancellation	% of Clubs Cancelled for Non-Financial Reasons
62	1	1	0	1,303	65	104	-39	-2.91%	1,279	21	48%	0%	21%	1	100%	1	15	7	-100%

* - P - Priority Club. Cancellation Reasons: 1-Objectives/conduct, 2-Non-active club, 5-Non-existing club, 6-Disbanding, 7-Merger, 8-Financial Suspension, 9-District/Multiple District Dues.

** Red denotes below 15 active members.

*** Red denotes 20% + loss.

**** Y - all 3 (President, Secretary, Treasurer) club officers reported, N - not all 3 reported.

***** Abbreviation: N-New, IP-Immediate Past, R-Repeat.